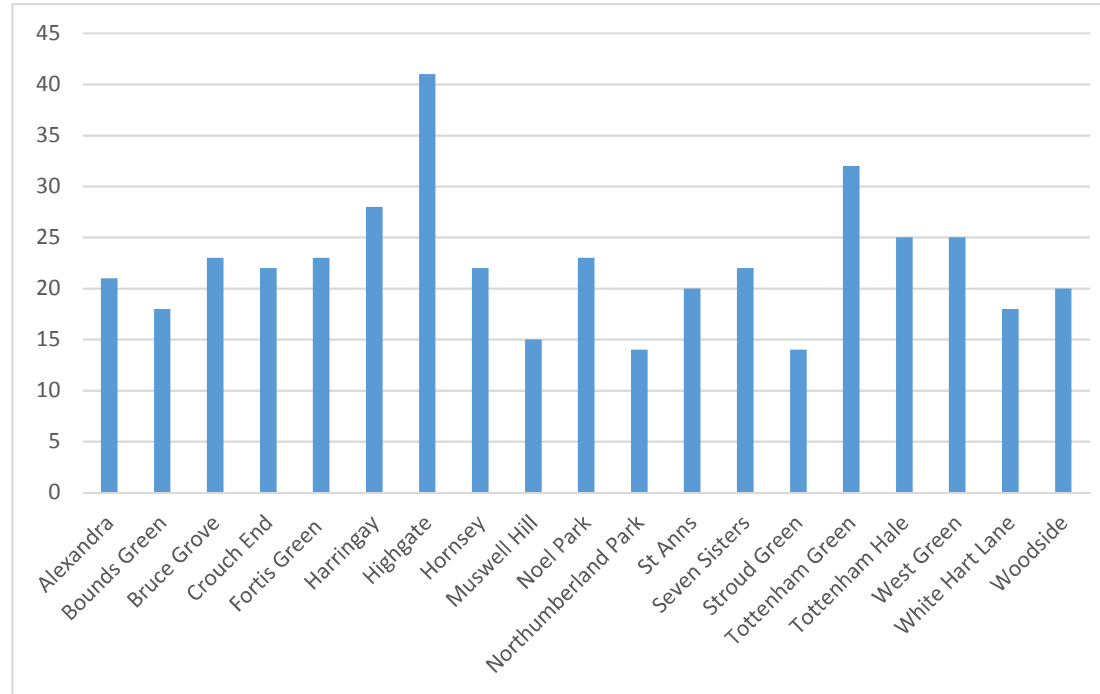


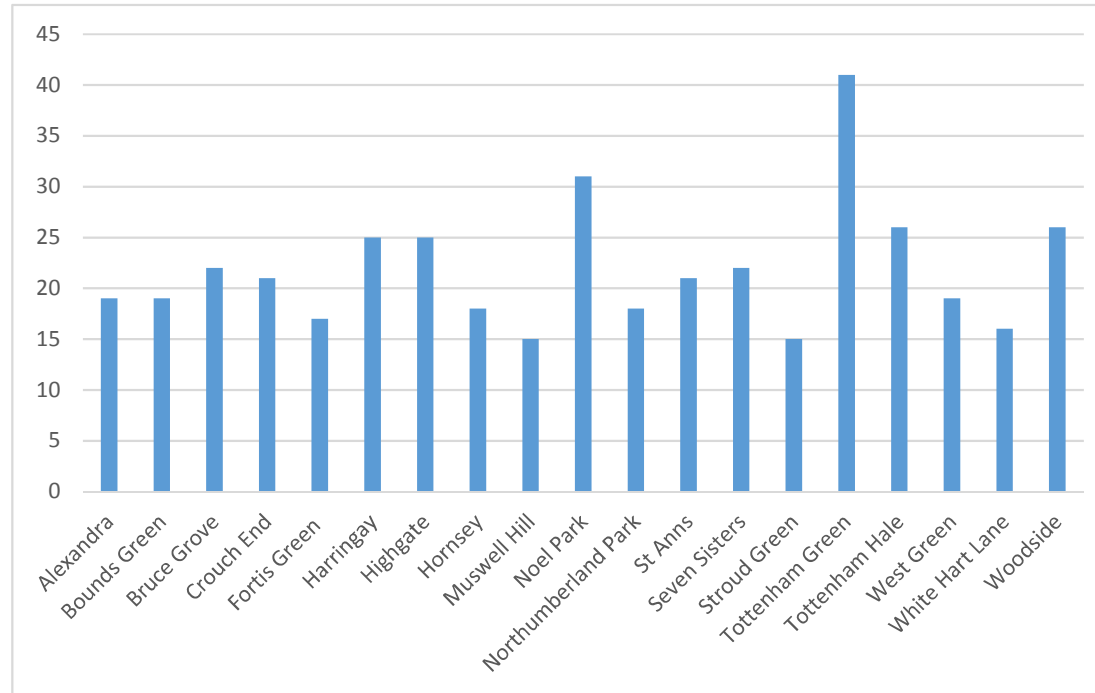
Enforcement cases received by ward (April 2018 - September 2018)

Alexandra	21
Bounds Green	18
Bruce Grove	23
Crouch End	22
Fortis Green	23
Harringay	28
Highgate	41
Hornsey	22
Muswell Hill	15
Noel Park	23
Northumberland Park	14
St Anns	20
Seven Sisters	22
Stroud Green	14
Tottenham Green	32
Tottenham Hale	25
West Green	25
White Hart Lane	18
Woodside	20
TOTAL	426



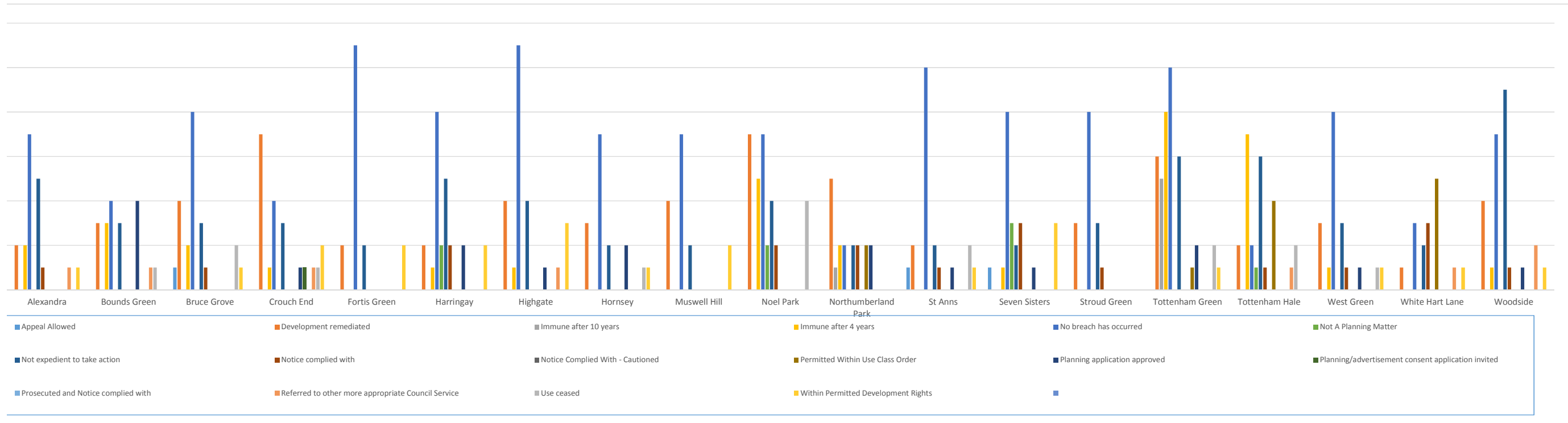
Enforcement cases closed by ward (April 2018 - September 2018)

Alexandra	19
Bounds Green	19
Bruce Grove	22
Crouch End	21
Fortis Green	17
Harringay	25
Highgate	25
Hornsey	18
Muswell Hill	15
Noel Park	31
Northumberland Park	18
St Anns	21
Seven Sisters	22
Stroud Green	15
Tottenham Green	41
Tottenham Hale	26
West Green	19
White Hart Lane	16
Woodside	26
TOTAL	416



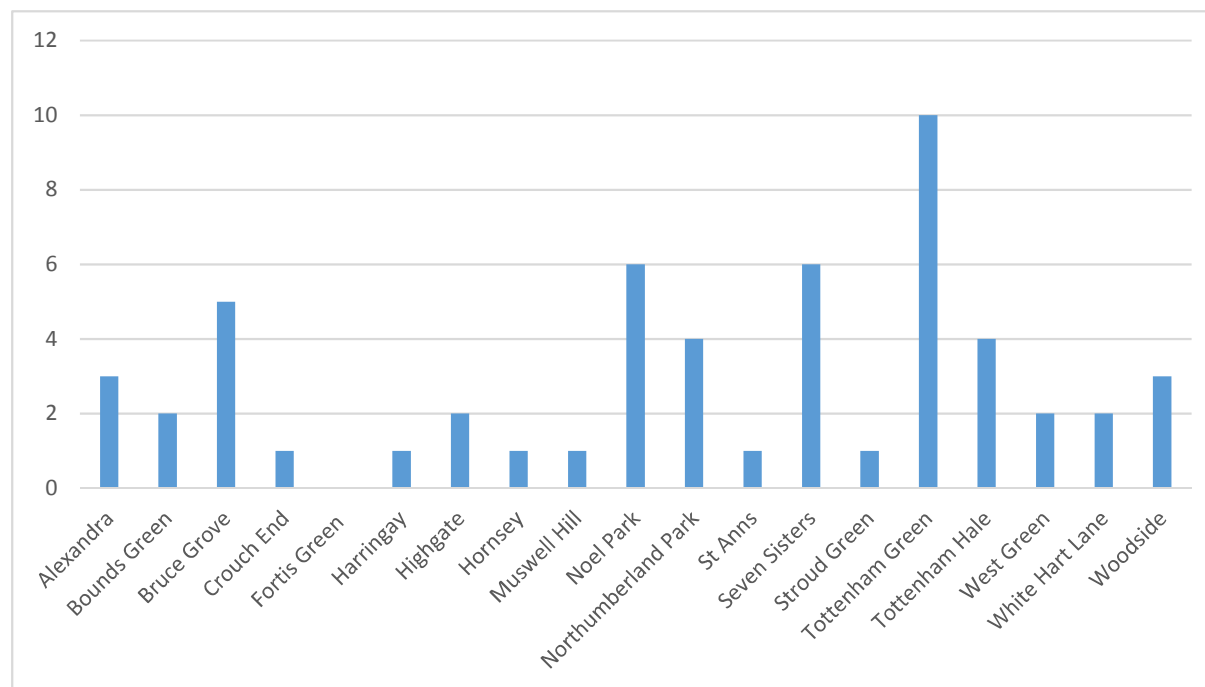
Enforcement cases closed by ward - by reason (April 2018 - September 2018)

	Alexandra	Bounds Green	Bruce Grove	Crouch End	Fortis Green	Harringay	Highgate	Hornsey	Muswell Hill	Noel Park	Northumberland Park	St Anns	Seven Sisters	Stroud Green	Tottenham Green	Tottenham Hale	West Green	White Hart Lane	Woodside
Appeal Allowed			1									1	1						
Development remediated	2	3	4	7	2	2	4	3	4	7	5	2		3	6	2	3	1	4
Immune after 10 years											1				5				
Immune after 4 years	2	3	2	1		1	1			5	2		1		8	7	1		1
No breach has occurred	7	4	8	4	11	8	11	7	7	7	2	10	8	8	10	2	8	3	7
Not A Planning Matter						2				2			3			1			
Not expedient to take action	5	3	3	3	2	5	4	2	2	4	2	2	2	3	6	6	3	2	9
Notice complied with	1		1			2				2	2	1	3	1		1	1	3	1
Notice Complied With - Cautioned																			
Permitted Within Use Class Order											2				1	4		5	
Planning application approved		4		1		2	1	2			2	1	1		2		1		1
Planning/advertisement consent application invited				1															
Prosecuted and Notice complied with																			
Referred to other more appropriate Council Service	1	1		1			1									1		1	2
Use ceased		1	2	1				1		4		2			2	2	1		
Within Permitted Development Rights	1		1	2	2	2	3	1	2			1	3		1		1	1	1



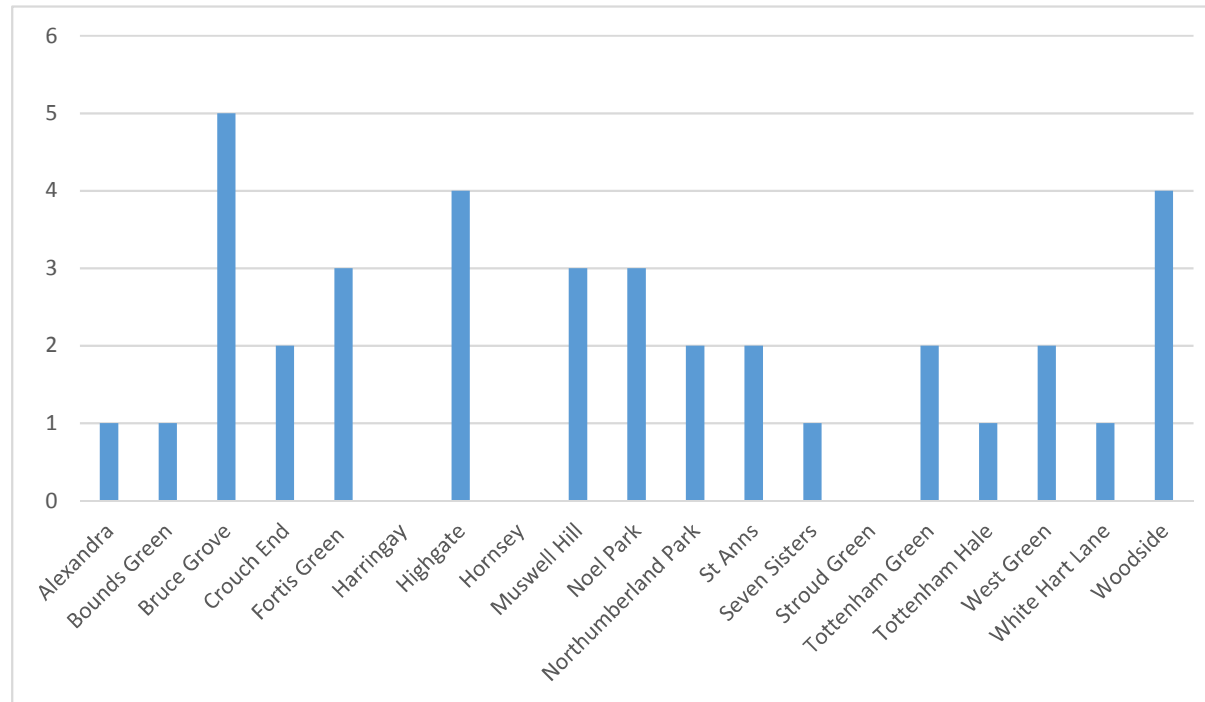
Alexandra	3
Bounds Green	2
Bruce Grove	5
Crouch End	1
Fortis Green	0
Harringay	1
Highgate	2
Hornsey	1
Muswell Hill	1
Noel Park	6
Northumberland Park	4
St Anns	1
Seven Sisters	6
Stroud Green	1
Tottenham Green	10
Tottenham Hale	4
West Green	2
White Hart Lane	2
Woodside	3
TOTAL	76

Enforcement Notices served by ward: (April 2018 - September 2018)



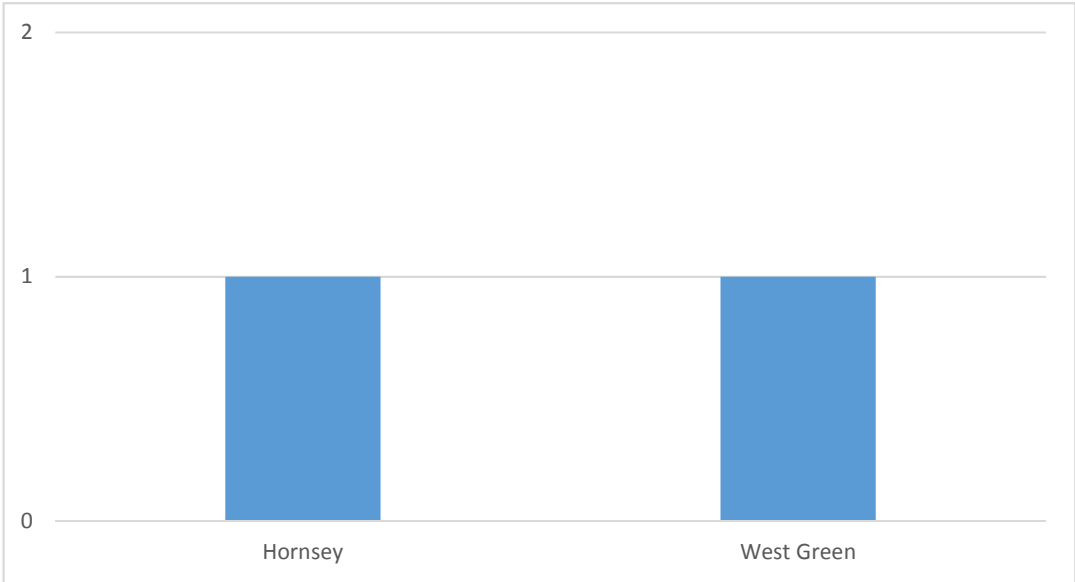
Planning Contravention Notices served by ward: (April 2018 - September 2018)

Alexandra	1
Bounds Green	1
Bruce Grove	5
Crouch End	2
Fortis Green	3
Harringay	0
Highgate	4
Hornsey	0
Muswell Hill	3
Noel Park	3
Northumberland Park	2
St Anns	2
Seven Sisters	1
Stroud Green	0
Tottenham Green	2
Tottenham Hale	1
West Green	2
White Hart Lane	1
Woodside	4
TOTAL	95



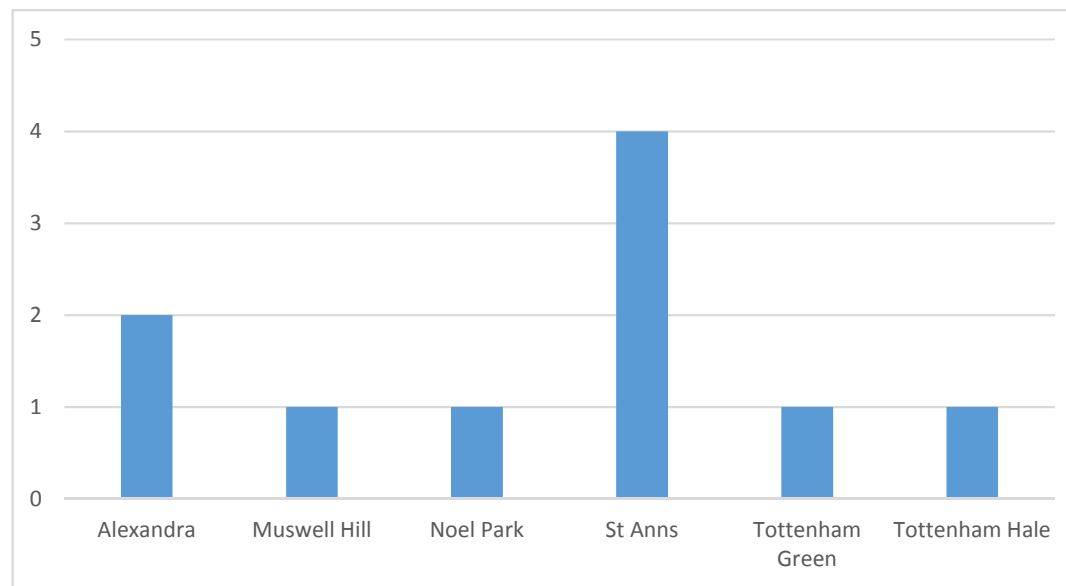
Temporary Stop Notices served by ward: (April 2018 - September 2018)

Hornsey	1
West Green	1
TOTAL	2



Alexandra	2
Muswell Hill	1
Noel Park	1
St Anns	4
Tottenham Green	1
Tottenham Hale	1
TOTAL	2

Breach of Conditions Notices served by ward: (April 2018 - September 2018)

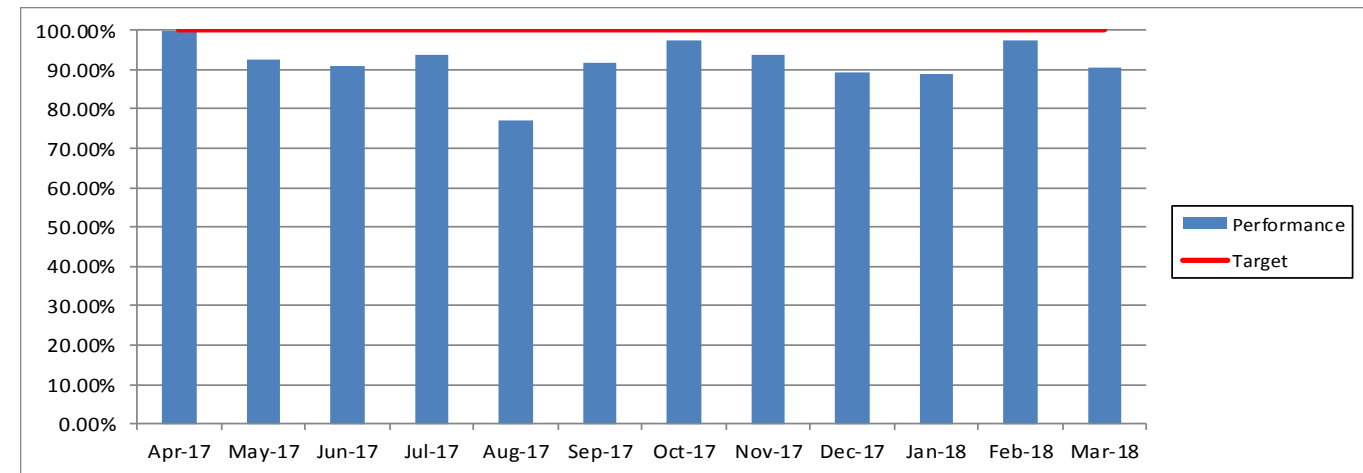


Percentage of complainants notified on Planning Enforcement Complaints on which a decision is taken within 8 weeks

Note: These figures only take account of Planning Enforcement complaints received after 31.09.2014

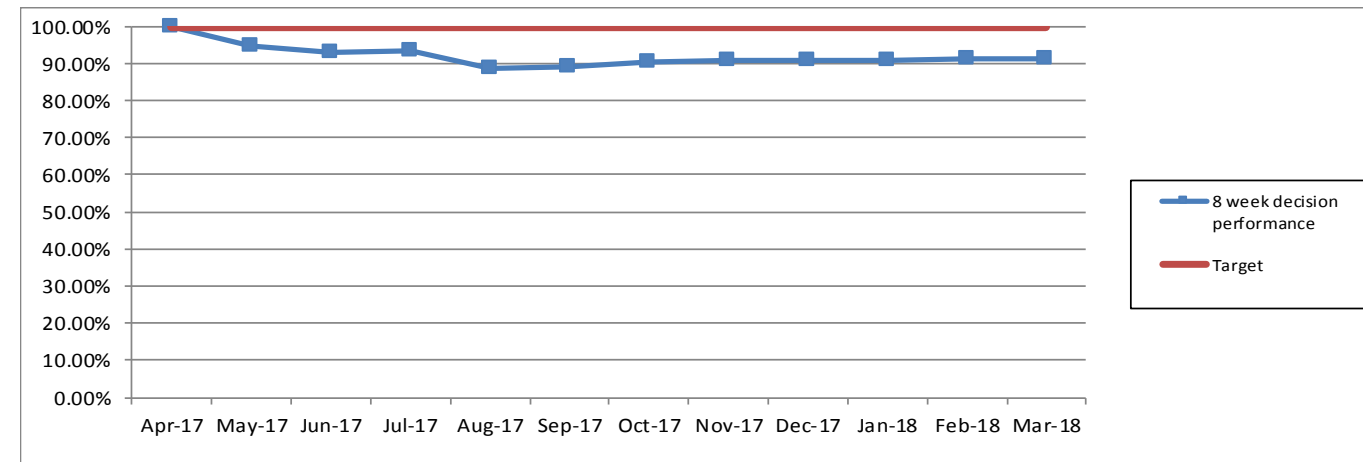
Individual month performance for 2018/2019

Month	complaints received	decision taken within 8 weeks	Target %	Total decisions	%
Apr-17	51	24	100.00%	24	100.00%
May-17	77	63	100.00%	68	92.65%
Jun-17	88	72	100.00%	79	91.14%
Jul-17	80	62	100.00%	66	93.94%
Aug-17	42	71	100.00%	92	77.17%
Sep-17	78	44	100.00%	48	91.67%
Oct-17	85	72	100.00%	74	97.30%
Nov-17	62	62	100.00%	66	93.94%
Dec-17	62	34	100.00%	38	89.47%
Jan-18	53	56	100.00%	63	88.89%
Feb-18	62	41	100.00%	42	97.62%
Mar-18	72	48	100.00%	53	90.57%



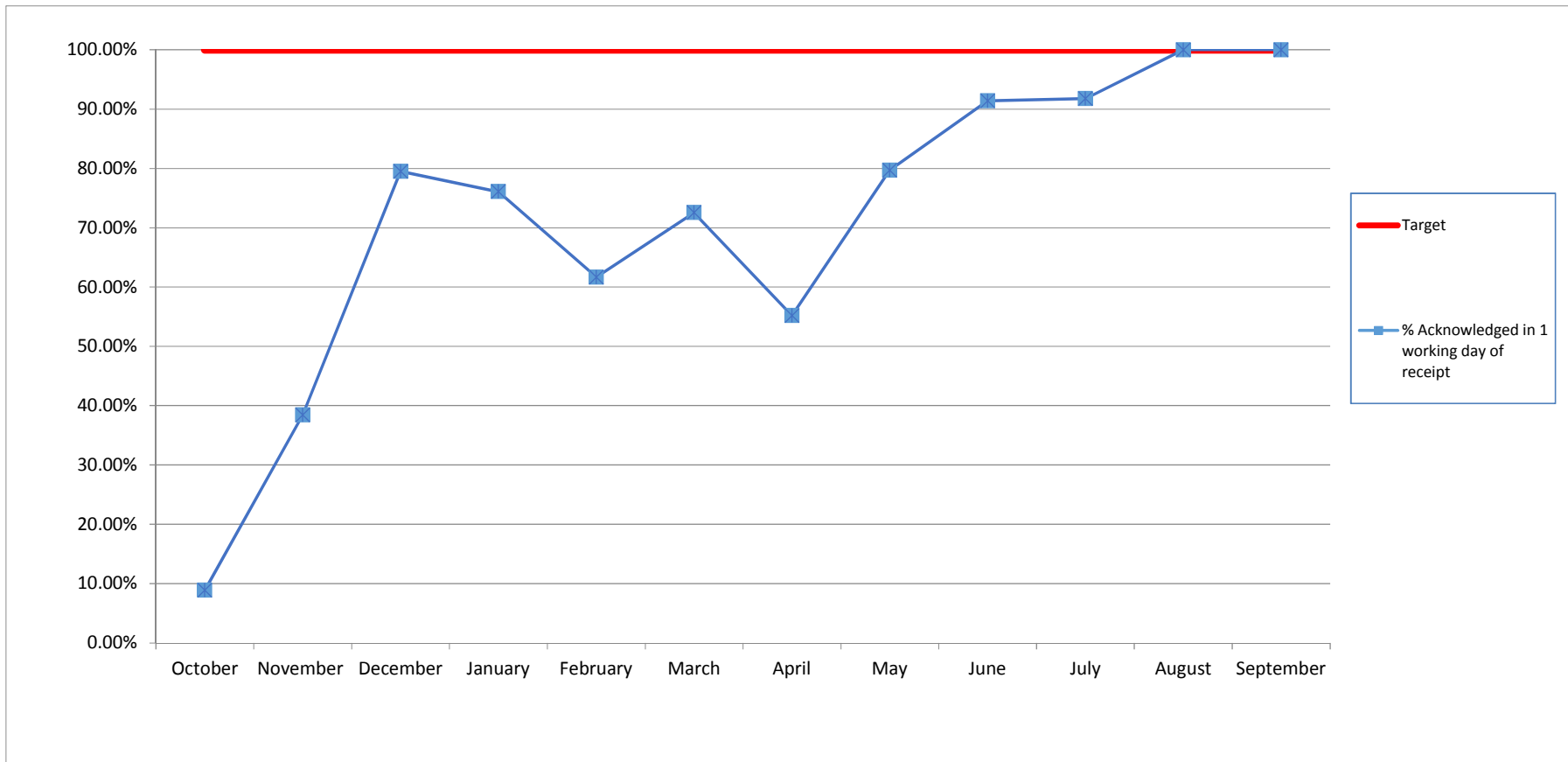
Cumulative performance for 2018/2019

Month	complaints received	decision taken within 8 weeks	Target %	Total decisions	%
Apr-17	51	24	100.00%	24	100.00%
May-17	128	87	100.00%	92	94.57%
Jun-17	216	159	100.00%	171	92.98%
Jul-17	296	221	100.00%	237	93.25%
Aug-17	338	292	100.00%	329	88.75%
Sep-17	416	336	100.00%	377	89.12%
Oct-17	501	408	100.00%	451	90.47%
Nov-17	563	470	100.00%	517	90.91%
Dec-17	625	504	100.00%	555	90.81%
Jan-18	678	560	100.00%	618	90.61%
Feb-18	740	601	100.00%	660	91.06%
Mar-18	812	649	100.00%	713	91.02%



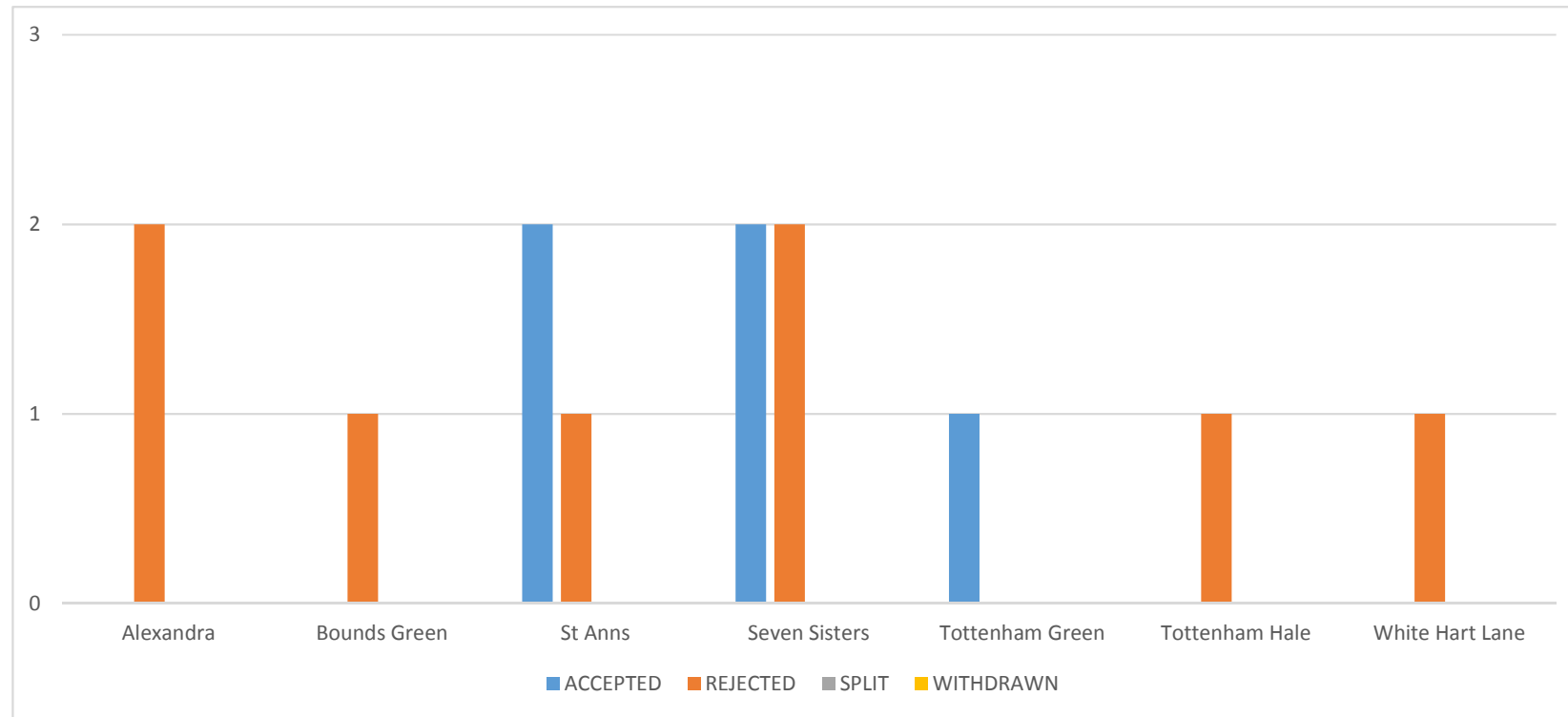
Number / percentage of acknowledged planning enforcement complaints in 1 working day
 Individual month performance (12 month rolling)

	Total Acknowledged	Acknowledged in 1 working day	% Acknowledged in 1 working day	Target
October	56	5	8.93%	100.00%
November	52	20	38.46%	100.00%
December	39	31	79.49%	100.00%
January	46	35	76.09%	100.00%
February	60	37	61.67%	100.00%
March	51	37	72.55%	100.00%
April	67	37	55.22%	100.00%
May	69	55	79.71%	100.00%
June	58	53	91.38%	100.00%
July	73	67	91.78%	100.00%
August	59	59	100.00%	100.00%
September	45	45	100.00%	100.00%
Total	675	481	71.26%	100.00%



Enforcement appeals decided by ward - by decision: (April 2018 - September 2018)

	Alexandra	Bounds Green	St Anns	Seven Sisters	Tottenham Green	Tottenham Hale	White Hart Lane
ACCEPTED			2	2	1		
REJECTED	2	1	1	2		1	1
SPLIT							
WITHDRAWN							



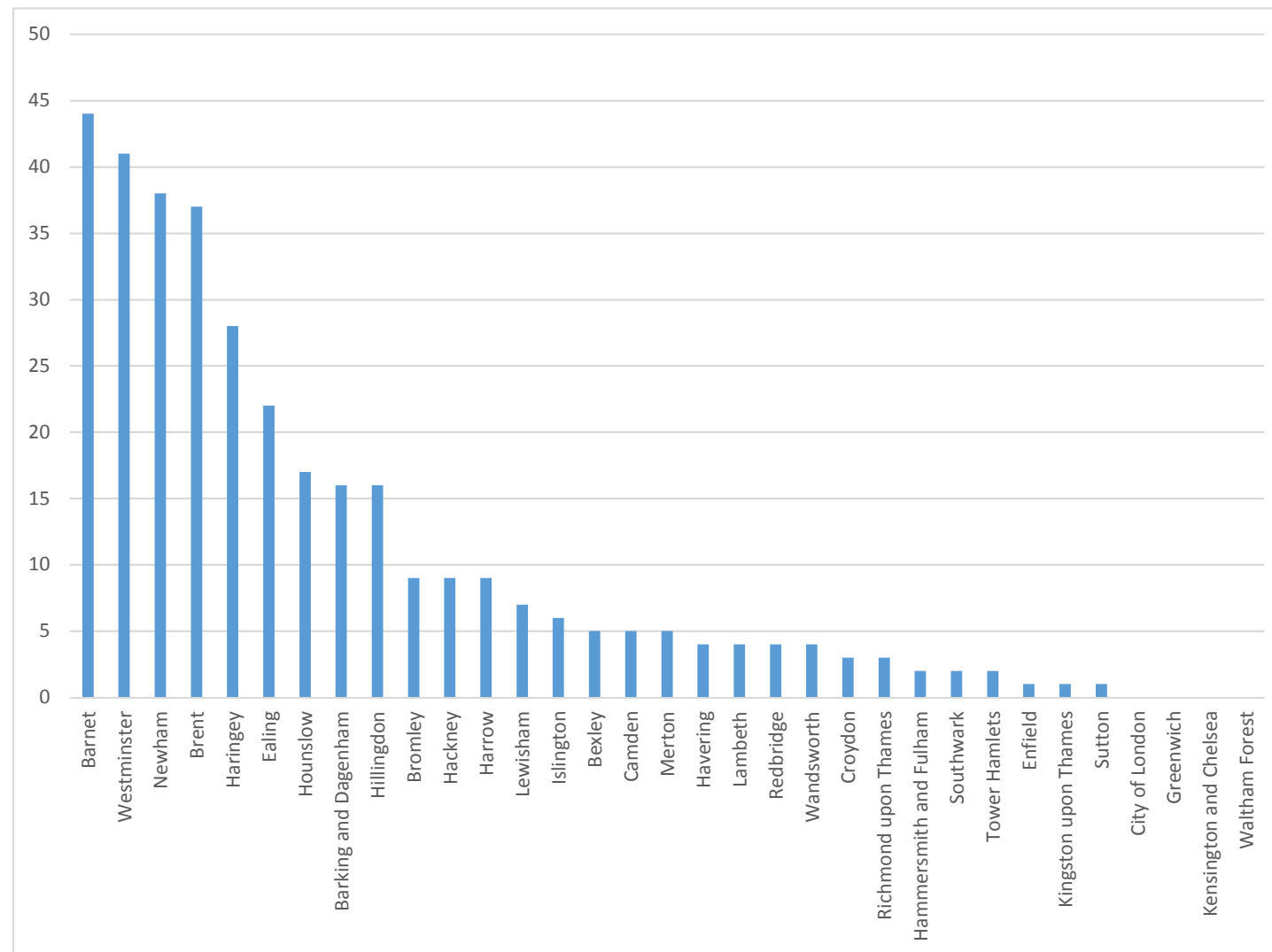
DCLG London Borough Comparison: April 2018 - June 2018

Note: DCLG statistics have a 6 month lag; therefore April - June 2018 are the latest currently available

Enforcement Notices Served

Haringey ranked 5 out of 33

1	Barnet	44
2	Westminster	41
3	Newham	38
4	Brent	37
5	Haringey	28
6	Ealing	22
7	Hounslow	17
8	Barking and Dagenham	16
9	Hillingdon	16
10	Bromley	9
11	Hackney	9
12	Harrow	9
13	Lewisham	7
14	Islington	6
15	Bexley	5
16	Camden	5
17	Merton	5
18	Havering	4
19	Lambeth	4
20	Redbridge	4
21	Wandsworth	4
22	Croydon	3
23	Richmond upon Thames	3
24	Hammersmith and Fulham	2
25	Southwark	2
26	Tower Hamlets	2
27	Enfield	1
28	Kingston upon Thames	1
29	Sutton	1
30	City of London	0
31	Greenwich	0
32	Kensington and Chelsea	0
33	Waltham Forest	0



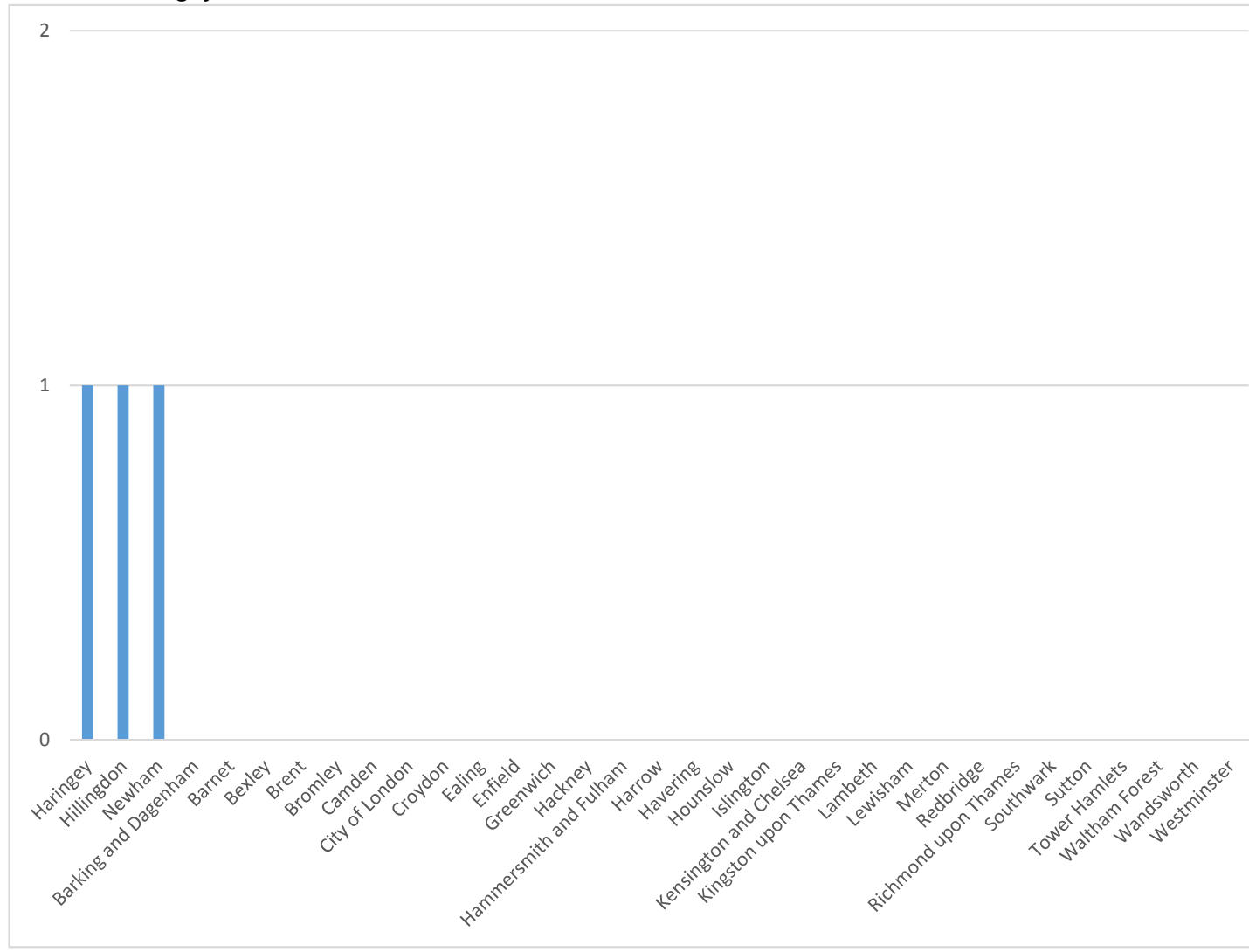
DCLG London Borough Comparison: April 2018 - June 2018

Note: DCLG statistics have a 6 month lag; therefore April - June 2018 are the latest currently available

Temporary Stop Notices Served

Haringey ranked 1 out of 33

1	Haringey	1
2	Hillingdon	1
3	Newham	1
4	Barking and Dagenham	0
5	Barnet	0
6	Bexley	0
7	Brent	0
8	Bromley	0
9	Camden	0
10	City of London	0
11	Croydon	0
12	Ealing	0
13	Enfield	0
14	Greenwich	0
15	Hackney	0
16	Hammersmith and Fulham	0
17	Harrow	0
18	Havering	0
19	Hounslow	0
20	Islington	0
21	Kensington and Chelsea	0
22	Kingston upon Thames	0
23	Lambeth	0
24	Lewisham	0
25	Merton	0
26	Redbridge	0
27	Richmond upon Thames	0
28	Southwark	0
29	Sutton	0
30	Tower Hamlets	0
31	Waltham Forest	0
32	Wandsworth	0
33	Westminster	0



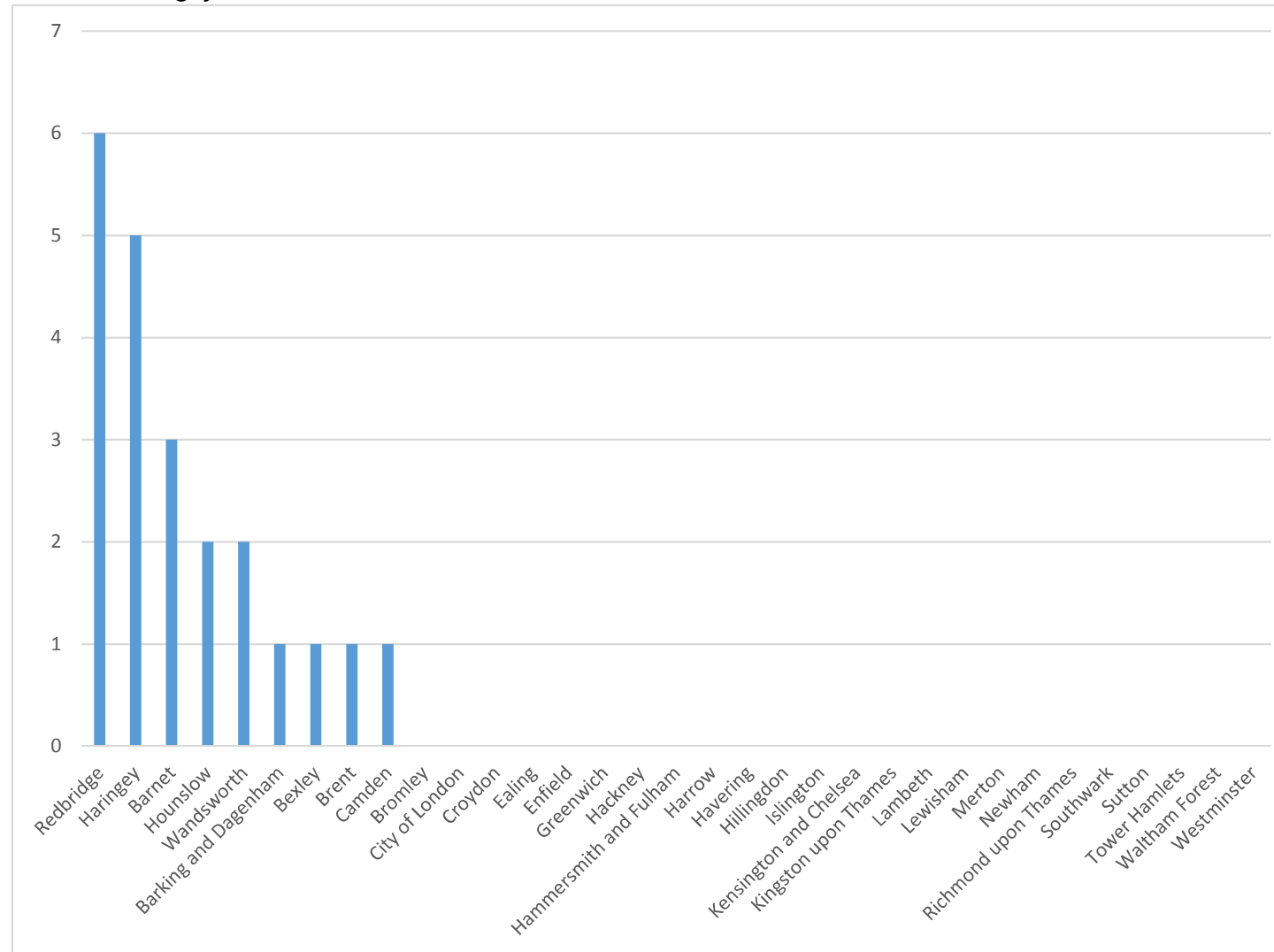
DCLG London Borough Comparison: April 2018 - June 2018

Note: DCLG statistics have a 6 month lag; therefore April - June 2018 are the latest currently available

Breach of Conditions Notices Served

Haringey ranked 2 out of 33

1	Redbridge	6
2	Haringey	5
3	Barnet	3
4	Hounslow	2
5	Wandsworth	2
6	Barking and Dagenham	1
7	Bexley	1
8	Brent	1
9	Camden	1
10	Bromley	0
11	City of London	0
12	Croydon	0
13	Ealing	0
14	Enfield	0
15	Greenwich	0
16	Hackney	0
17	Hammersmith and Fulham	0
18	Harrow	0
19	Havering	0
20	Hillingdon	0
21	Islington	0
22	Kensington and Chelsea	0
23	Kingston upon Thames	0
24	Lambeth	0
25	Lewisham	0
26	Merton	0
27	Newham	0
28	Richmond upon Thames	0
29	Southwark	0
30	Sutton	0
31	Tower Hamlets	0
32	Waltham Forest	0
33	Westminster	0



DCLG London Borough Comparison: April 2018 - June 2018

Note: DCLG statistics have a 6 month lag; therefore April - June 2018 are the latest currently available

Planning Contravention Notices Served

Haringey ranked 2 out of 33

1	Westminster	75
2	Haringey	28
3	Brent	21
4	Barnet	18
5	Newham	17
6	Hillingdon	12
7	Greenwich	7
8	Islington	7
9	Hounslow	5
10	Lambeth	5
11	Ealing	4
12	Enfield	3
13	Lewisham	2
14	Southwark	2
15	Wandsworth	2
16	Bexley	1
17	Bromley	1
18	Havering	1
19	Barking and Dagenham	0
20	Camden	0
21	City of London	0
22	Croydon	0
23	Hackney	0
24	Hammersmith and Fulham	0
25	Harrow	0
26	Kensington and Chelsea	0
27	Kingston upon Thames	0
28	Merton	0
29	Redbridge	0
30	Richmond upon Thames	0
31	Sutton	0
32	Tower Hamlets	0
33	Waltham Forest	0

